

DECKLEISTE STAHL, VDI 3357

Artikel-Nr.: 882.79.b.s.a

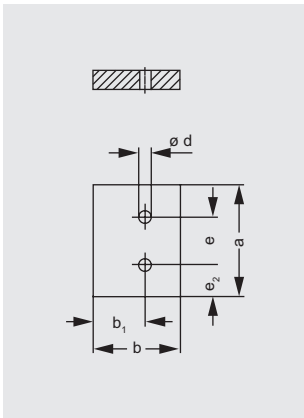


Werkstoff:
Stahl, oberflächengehärtet

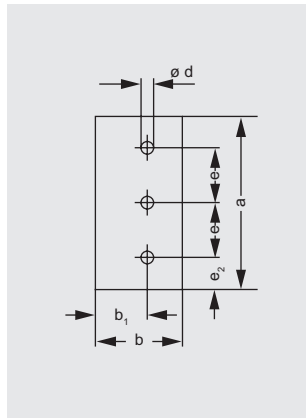
Hinweis:
Lieferung ohne Schrauben.
Befestigung: Zylinderschrauben DIN EN ISO 4762 verwenden.

Bestellbeispiel: b = 35, s = 10, a = 160
882.79.035.10.160

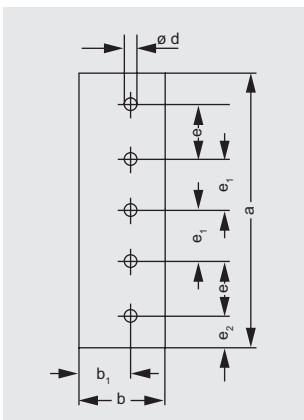
Form A



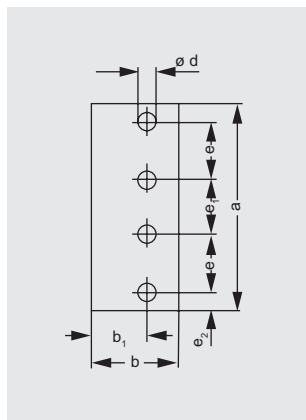
Form B



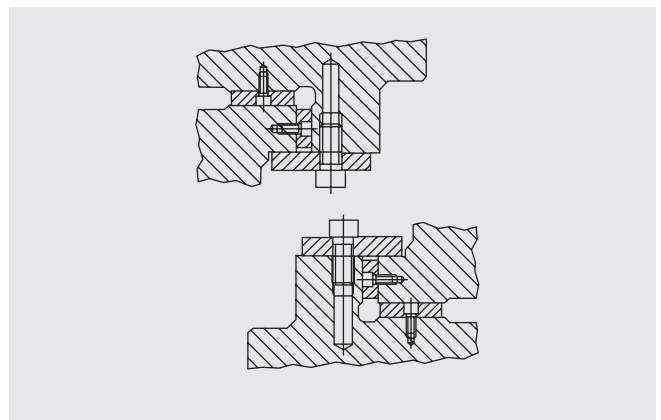
Form C



Form D



Einbaubeispiel:



| Artikel-Nr.: | Form | b | s | a | b ₁ | d | e | e ₁ | e ₂ | Anz. Bohrungen |
|-------------------|------|-----|----|-----|----------------|------|-----|----------------|----------------|----------------|
| 882.79.035.10.160 | A | 35 | 10 | 160 | 20 | 11 | 70 | - | 45 | 2 |
| 882.79.035.10.200 | A | 35 | 10 | 200 | 20 | 11 | 110 | - | 45 | 2 |
| 882.79.035.10.250 | B | 35 | 10 | 250 | 20 | 11 | 80 | - | 45 | 3 |
| 882.79.045.15.160 | A | 45 | 15 | 160 | 30 | 13,5 | 70 | - | 45 | 2 |
| 882.79.045.15.200 | A | 45 | 15 | 200 | 30 | 13,5 | 110 | - | 45 | 2 |
| 882.79.045.15.250 | B | 45 | 15 | 250 | 30 | 13,5 | 80 | - | 45 | 3 |
| 882.79.055.15.160 | A | 55 | 15 | 160 | 35 | 17,5 | 70 | - | 45 | 2 |
| 882.79.055.15.200 | A | 55 | 15 | 200 | 35 | 17,5 | 110 | - | 45 | 2 |
| 882.79.055.15.250 | B | 55 | 15 | 250 | 35 | 17,5 | 80 | - | 45 | 3 |
| 882.79.075.25.160 | A | 75 | 25 | 160 | 40 | 17,5 | 70 | - | 45 | 2 |
| 882.79.075.25.200 | A | 75 | 25 | 200 | 40 | 17,5 | 110 | - | 45 | 2 |
| 882.79.075.25.250 | B | 75 | 25 | 250 | 40 | 17,5 | 80 | - | 45 | 3 |
| 882.79.085.28.240 | B | 85 | 28 | 240 | 60 | 22 | 95 | - | 25 | 3 |
| 882.79.085.28.300 | D | 85 | 28 | 300 | 60 | 22 | 85 | 80 | 25 | 4 |
| 882.79.085.28.350 | D | 85 | 28 | 350 | 60 | 22 | 100 | 100 | 25 | 4 |
| 882.79.085.28.400 | D | 85 | 28 | 400 | 60 | 22 | 115 | 120 | 25 | 4 |
| 882.79.085.28.450 | C | 85 | 28 | 450 | 60 | 22 | 100 | 100 | 25 | 5 |
| 882.79.085.30.160 | A | 85 | 30 | 160 | 60 | 22 | 70 | - | 45 | 2 |
| 882.79.085.30.200 | A | 85 | 30 | 200 | 60 | 22 | 110 | - | 45 | 2 |
| 882.79.085.30.250 | B | 85 | 30 | 250 | 60 | 22 | 80 | - | 45 | 3 |
| 882.79.085.30.300 | B | 85 | 30 | 300 | 60 | 22 | 105 | - | 45 | 3 |
| 882.79.085.30.350 | B | 85 | 30 | 350 | 60 | 22 | 130 | - | 45 | 3 |
| 882.79.085.30.400 | C | 85 | 30 | 400 | 60 | 22 | 80 | 75 | 45 | 5 |
| 882.79.100.25.160 | A | 100 | 25 | 160 | 60 | 17,5 | 70 | - | 45 | 2 |
| 882.79.100.25.200 | A | 100 | 25 | 200 | 60 | 17,5 | 110 | - | 45 | 2 |
| 882.79.100.25.250 | B | 100 | 25 | 250 | 60 | 17,5 | 80 | - | 45 | 3 |
| 882.79.100.25.400 | C | 100 | 25 | 400 | 60 | 17,5 | 80 | 75 | 45 | 5 |
| 882.79.100.30.160 | A | 100 | 30 | 160 | 60 | 22 | 70 | - | 45 | 2 |
| 882.79.100.30.200 | A | 100 | 30 | 200 | 60 | 22 | 110 | - | 45 | 2 |
| 882.79.100.30.250 | B | 100 | 30 | 250 | 60 | 22 | 80 | - | 45 | 3 |
| 882.79.100.30.400 | C | 100 | 30 | 400 | 60 | 22 | 80 | 75 | 45 | 5 |
| 882.79.125.25.160 | A | 125 | 25 | 160 | 75 | 17,5 | 70 | - | 45 | 2 |
| 882.79.125.25.200 | A | 125 | 25 | 200 | 75 | 17,5 | 110 | - | 45 | 2 |
| 882.79.125.25.250 | B | 125 | 25 | 250 | 75 | 17,5 | 80 | - | 45 | 3 |
| 882.79.125.25.400 | C | 125 | 25 | 400 | 75 | 17,5 | 80 | 75 | 45 | 5 |
| 882.79.125.25.300 | D | 125 | 25 | 300 | 80 | 26 | 85 | 80 | 25 | 4 |
| 882.79.125.25.350 | D | 125 | 25 | 350 | 80 | 26 | 100 | 100 | 25 | 4 |
| 882.79.125.25.400 | D | 125 | 25 | 400 | 80 | 26 | 115 | 120 | 25 | 4 |
| 882.79.125.25.450 | C | 125 | 25 | 450 | 80 | 26 | 100 | 100 | 25 | 5 |
| 882.79.125.25.500 | C | 125 | 25 | 500 | 80 | 26 | 110 | 115 | 25 | 5 |
| 882.79.125.30.160 | A | 125 | 30 | 160 | 75 | 22 | 70 | - | 45 | 2 |
| 882.79.125.30.200 | A | 125 | 30 | 200 | 75 | 22 | 110 | - | 45 | 2 |
| 882.79.125.30.250 | B | 125 | 30 | 250 | 75 | 22 | 80 | - | 45 | 3 |
| 882.79.125.30.300 | B | 125 | 30 | 300 | 75 | 22 | 105 | - | 45 | 3 |
| 882.79.125.30.350 | B | 125 | 30 | 350 | 75 | 22 | 130 | - | 45 | 3 |
| 882.79.125.30.400 | C | 125 | 30 | 400 | 75 | 22 | 80 | 75 | 45 | 5 |
| 882.79.125.30.450 | C | 125 | 30 | 450 | 75 | 22 | 80 | 95 | 50 | 5 |
| 882.79.125.30.500 | C | 125 | 30 | 500 | 75 | 22 | 80 | 120 | 50 | 5 |